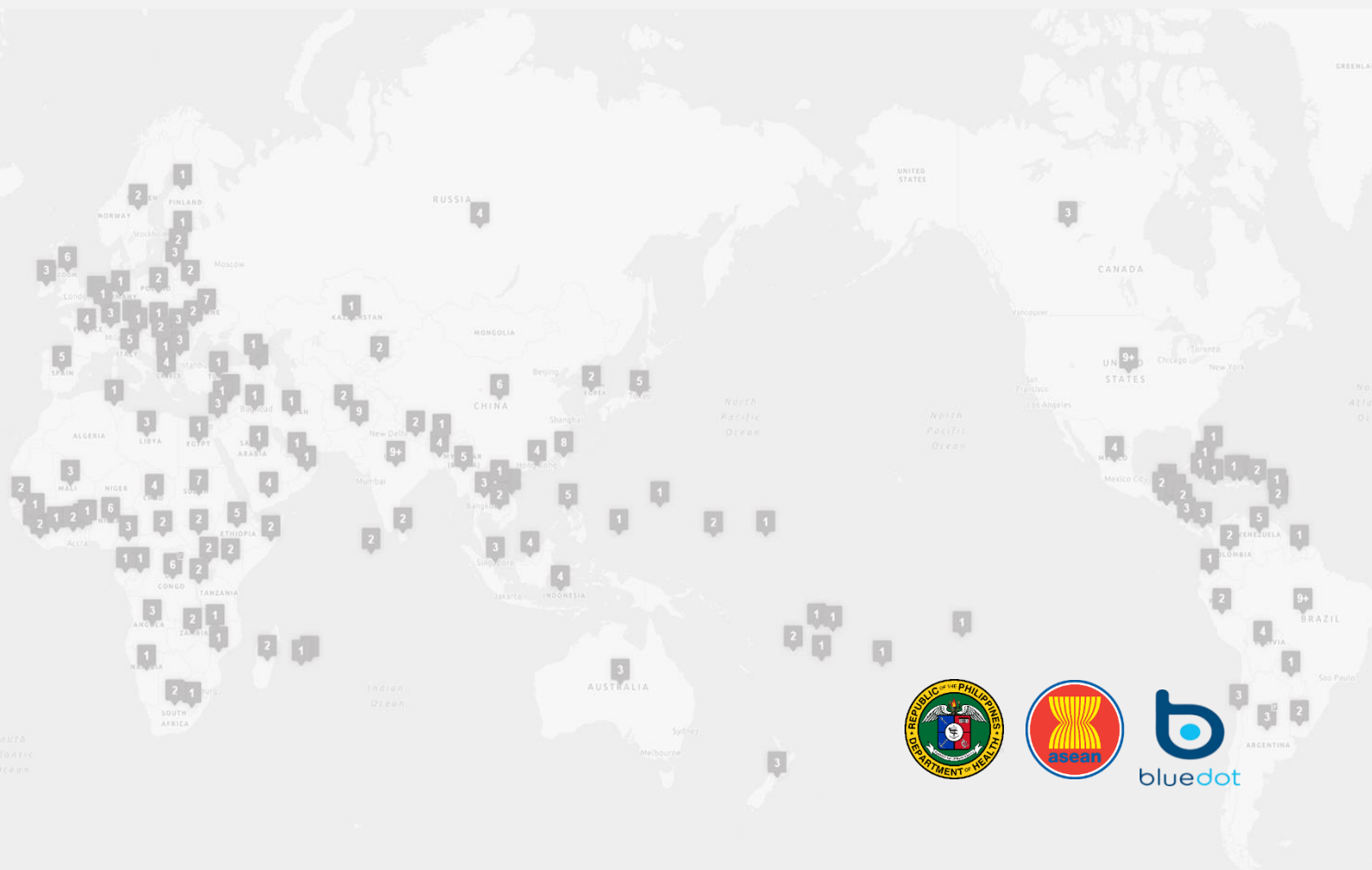


Risk Assessment for International Dissemination of 2019-nCoV to the ASEAN Region

As of February 4, 2020 (2:00 PM GMT+8)



2019-nCoV Highlights and Situation Overview

- There are no new countries reporting cases of 2019-nCoV in the past 24 hours.
- The majority of cases have been reported in Hubei province, with almost half of these reported in Wuhan city. Guangdong, Zhejiang, Henan, and Hunan provinces have cases exceeding 500 each.
- Seventeen cities in Hubei remain under lock-down, affecting about 60 million people, and a growing number of countries worldwide are imposing travel restrictions on China and evacuating their citizens

Cases and Deaths as of 4 February 2020

- As of February 4, 2020 (2PM, GMT+8), worldwide, there were **20,595** confirmed cases, including **426** deaths.
- In China, there were **20,438** confirmed cases with **425** deaths. Confirmed cases in China include confirmed cases in Hong Kong (15), Macao (8), and Taiwan (10)
- **157 confirmed cases** of 2019-nCoV have been reported in 24 countries. **First death outside China** was reported in the Philippines.

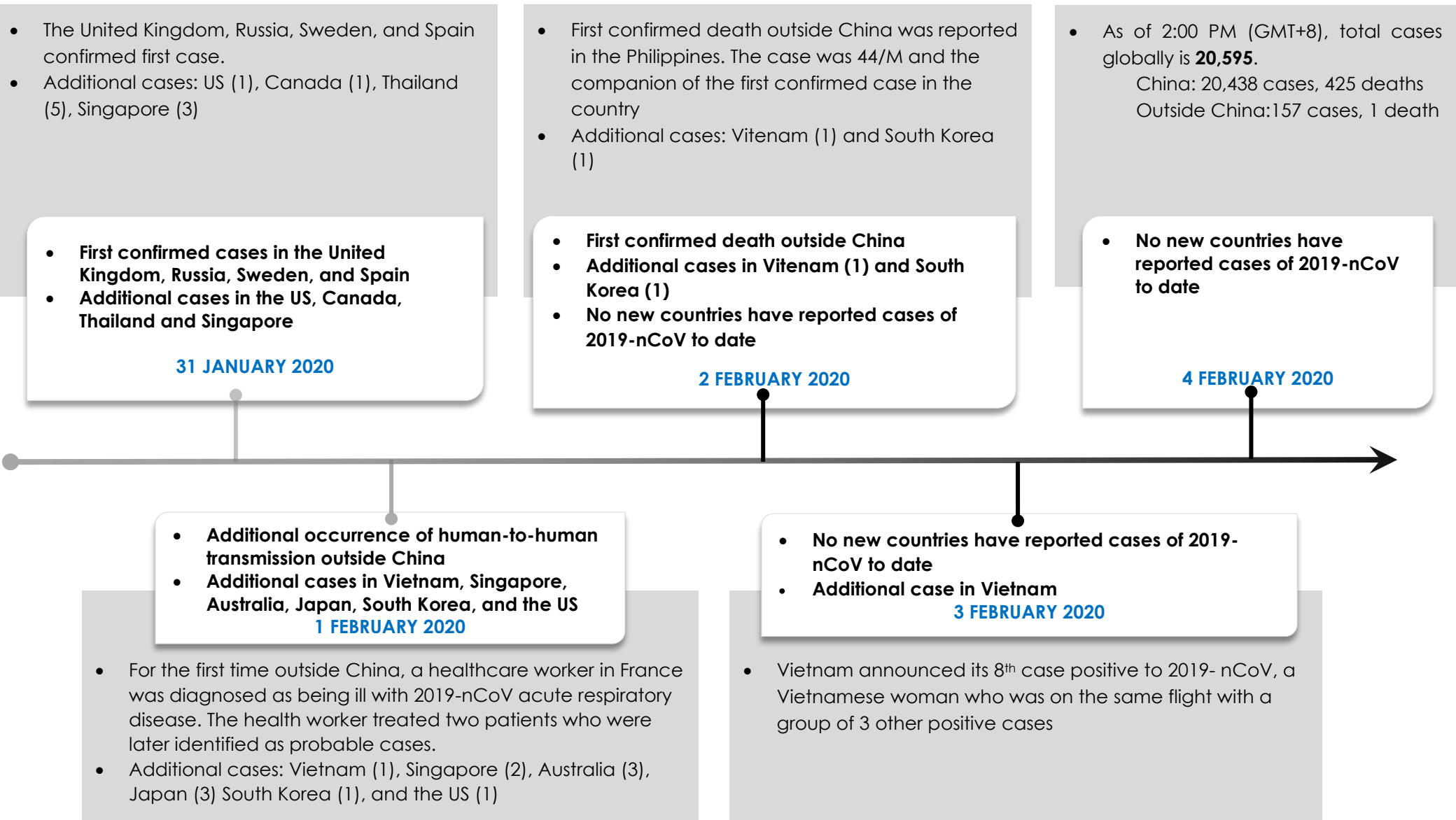
REGION	COUNTRY	CASES
ASIA PACIFIC	Vietnam	9
	Singapore	18
	Malaysia	8
	Cambodia	1
	Philippines	2
	Thailand	19 (1 locally acquired)
	Japan	20 (3 locally acquired)
	South Korea	16 (6 locally acquired)
	Nepal	1
	Sri Lanka	1
	India	3
	Australia	12
AMERICAS	USA	11 (1 locally acquired)
	Canada	4
EUROPE	France	6 (1 locally acquired)
	Finland	1
	Germany	12 (7 locally acquired)
	Italy	2
	Russian Federation	2
	Spain	1 (locally acquired)
	Sweden	1

	United Kingdom of Great Britain and Northern Ireland	2
<i>EASTERN MEDITERRANIAN</i>	UAE	5
TOTAL		157

Control Strategies

- Vietnamese government deployed various measures including halting all flights to coronavirus-hit areas in China, suspending visas for visitors from those regions, quarantining Chinese workers returning to Vietnam after the Lunar New Year holiday and suspending spring festivities, while temporarily closing schools.
- Taiwan government prohibited Chinese nationals from Hubei and Guangdong provinces in China to enter Taiwan, while travelers returning to Taiwan will be subject to a mandatory 14-day home quarantine.
- The Philippines expanded its travel ban to include all foreigners coming from China, widening an earlier restriction that covered only those from Hubei province.

Wuhan coronavirus: Timeline (continuation*)



*refer to previous reports for December 30, 2019 to January 27, 2020 timeline

Map of 2019-nCoV Affected Countries

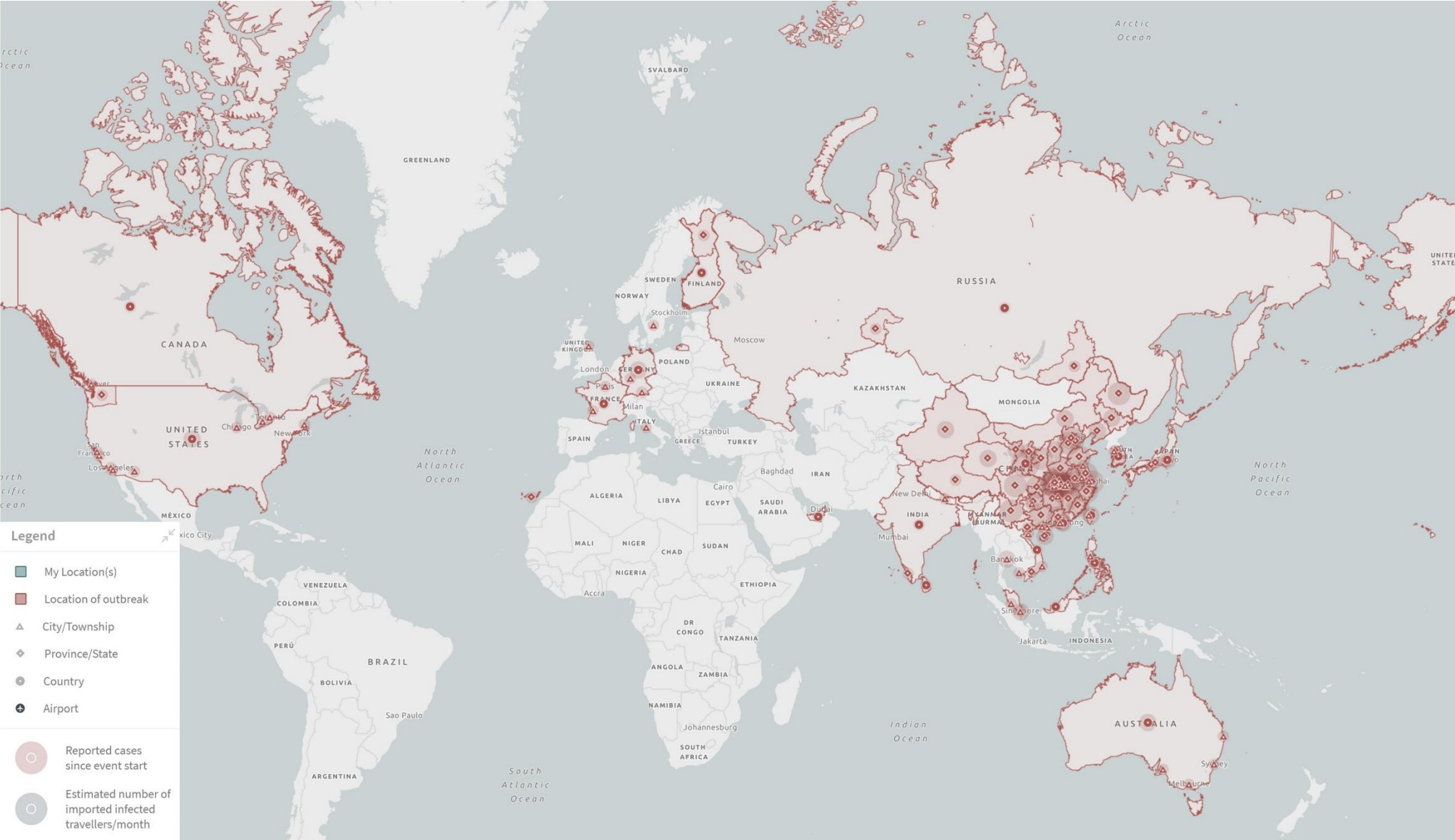


Figure 1. Map of countries with 2019-nCoV confirmed cases as of February 4, 2020 (2 PM GMT+8)

Risk of 2019-nCoV spread via Air Travel

ESTIMATED AIR TRAVEL FROM CHINA TO INTERNATIONAL COUNTRIES

Table 1. Top ranking international countries with estimated number of travelers from China in month of **February 2020**.

Rank	Origin City	Destination Country*	Flights	Seats**
1	China	Thailand	5,688	1,077,702
2	China	Japan	5,507	1,031,786
3	China	Korea (South)	4,323	816,039
4	China	Hong Kong (SAR)	3,405	717,558
5	China	Taiwan	2,490	516,296
6	China	United States	1,601	473,300
7	China	Singapore	1,649	372,462
8	China	Malaysia	1,476	300,585
9	China	Cambodia	1,530	260,696
10	China	Australia	812	220,150
11	China	Viet Nam	1209	210,885
12	China	Macao (SAR)	1237	202,200
13	China	Indonesia	866	186,605
14	China	Russia	766	180,290
15	China	United Arab Emirates	390	143,845
16	China	Canada	439	130,844
17	China	Philippines	671	125,996
18	China	Germany	373	118,919
19	China	France	310	96,329
20	China	United Kingdom	347	96,174

*China as destination has been excluded in this analysis

**Data is still incomplete and may vary from the actual passengers travelling to country of destination

Table 2. Top ranking international countries with estimated number of travelers from China in month of **March 2020**.

Rank	Origin City	Destination Country*	Flights	Seats**
1	China	Thailand	6,052	1,142,257
2	China	Japan	5,880	1,099,586
3	China	Korea (South)	4,625	875,476
4	China	Hong Kong (SAR)	3,653	771,278
5	China	Taiwan	2,673	553,854
6	China	United States	1,694	501,465
7	China	Singapore	1,759	397,559
8	China	Malaysia	1,576	321,570
9	China	Cambodia	1,611	274,553
10	China	Viet Nam	1,295	226,090
11	China	Macao (SAR)	1,332	217,678
12	China	Indonesia	914	196,967
13	China	Russia	814	193,012
14	China	Australia	714	186,604
15	China	United Arab Emirates	413	152,326
16	China	Canada	482	144,035
17	China	Philippines	714	134,235
18	China	Germany	407	130,690
19	China	United Kingdom	394	109,176
20	China	France	341	106,125

*China as destination has been excluded in this analysis

**Data is still incomplete and may vary from the actual passengers travelling to country of destination

ESTIMATED AIR TRAVEL FROM CHINA TO ASEAN COUNTRIES

Table 3. Estimated travel data from Innovata (using Biodiaspora tools) based on the booked flights from China to ASEAN countries in month **February 2020**.

Rank	Origin Country	Destination Country	Flights	Seats*
1	China	Thailand	5,684	1,077,174
2	China	Singapore	1,649	372,462
3	China	Malaysia	1,476	300,585
4	China	Cambodia	1,530	260,696
5	China	Vietnam	1,209	210,885
6	China	Indonesia	866	186,605
7	China	Philippines	671	125,996
8	China	Myanmar	504	82,028
9	China	Lao PDR	232	37,189
10	China	Brunei	49	7,626

**Data is still incomplete and may vary from the actual passengers travelling to country of destination*

Note: Chinese health officials suspended outbound travel from Wuhan via air and rail since January 23, 2020 and this may affect travel data.

Table 4. Estimated travel data from Innovata (using Biodiaspora tools) based on the booked flights from China to ASEAN countries in month **March 2020**.

Rank	Origin Country	Destination Country	Flights	Seats*
1	China	Thailand	6,040	1,142,257
2	China	Singapore	1,759	397,559
3	China	Malaysia	1,576	321,570
4	China	Cambodia	1,611	274,553
5	China	Vietnam	1,295	226,090
6	China	Indonesia	914	196,967
7	China	Philippines	714	134,235
8	China	Myanmar	542	88,379
9	China	Lao PDR	245	39,205
10	China	Brunei	54	8,406

**Data is still incomplete and may vary from the actual passengers travelling to country of destination*

Note: Chinese health officials suspended outbound travel from Wuhan via air and rail since January 23, 2020 and this may affect travel data.



Report generated by
ASEAN Biodiaspora Virtual Center (ABVC)
 in collaboration with **Bluedot Inc.**
 Email: support@biodiaspora.org

